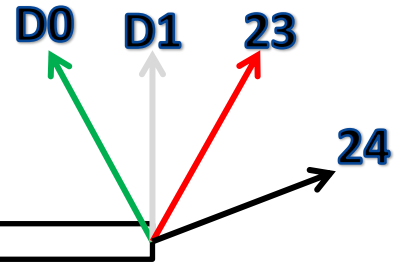
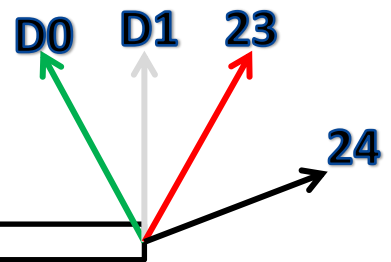



1.



2.



WHITE WIRES – PLACE INTO BLOCK WITH DIODE – THEN CONNECT TO D1

GREEN WIRES – PLACE INTO BLOCK WITH DIODE, THEN CONNECT TO D0

RED AND BLACK FOR POWER.